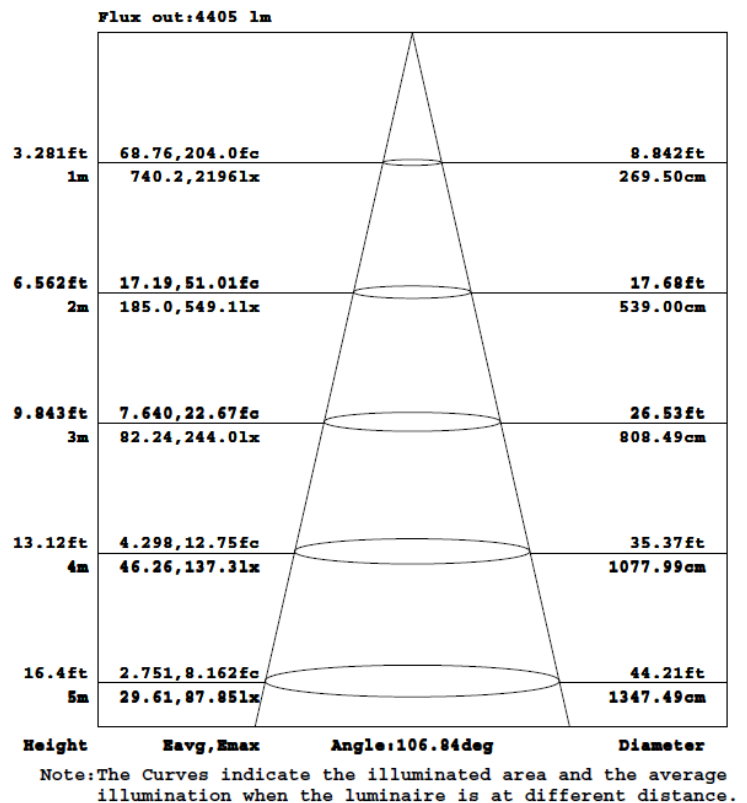
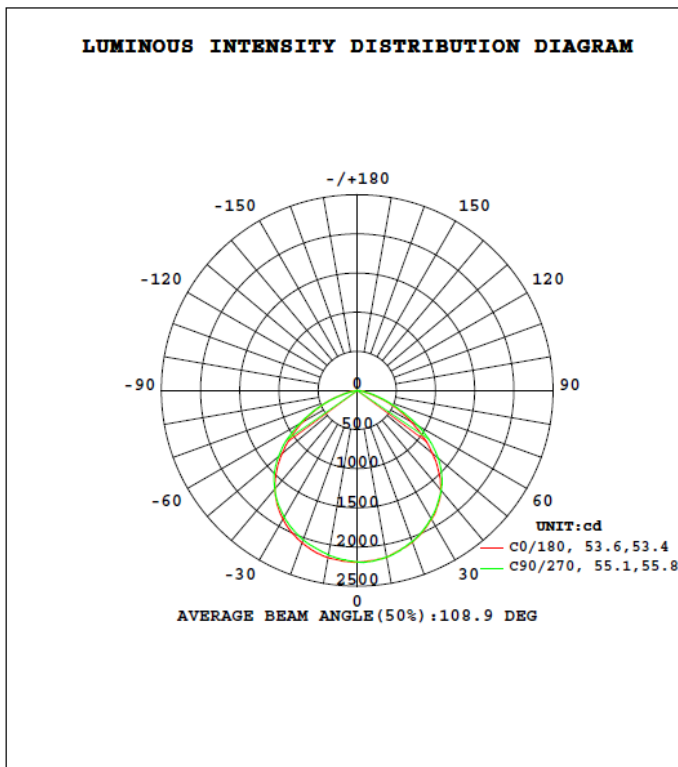


TECHNICAL DATA SHEET

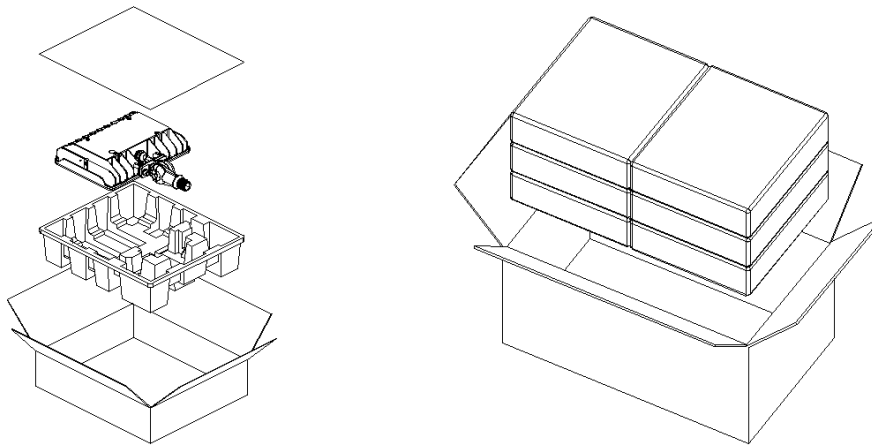
Light Distribution Testing Parameters

DATA OF LAMP		PHOTOMETRIC DATA			
MODEL		Imax (cd)	2198	S/MH (C0/180)	1.29
NOMINAL POWER (W)	50	LOR (%)	100.0	S/MH (C90/270)	1.27
RATED VOLTAGE (V)	120	TOTAL FLUX (lm)	5763.0	η UP, DN (C0-180)	0.1, 50.3
NOMINAL FLUX (lm)	5763.0	CIE CLASS	DIRECT	η UP, DN (C180-360)	0.1, 49.5
LAMPS INSIDE	1	η up (%)	0.2	CIBSE SHR NOM	1.25
TEST VOLTAGE (V)	120.0	η down (%)	99.8	CIBSE SHR MAX	1.35



Package

		Type A	Type B	Type C
Lamps Net Weight		1.64 kg	1.64 kg	1.62 kg
Inner box	size	305*260*77mm		
	Qty/ Carton	1 PCS		
	Weight/ Carton	2.0 kg	2.0 kg	1.98 kg
Outer box	size	535*325*255 mm		
	Qty/ Carton	6 PCS		
	Weight/ Carton	12.8 kg	12.8 kg	12.7 kg



Notice For User

- ◆ Please turn off power before install or change assembly parts.
- ◆ The input voltage and lamps should be matched, after connecting the power line, Please make sure the wiring section is insulated.
- ◆ No-professionals, must not install and disassemble the lamps.

Trouble Shootings

Troubles	Check points
Flickering of the light	Turn off the power and turn on again in 3 minutes. If same phenomena occur, then call agencies
Out of working	Please check the connection