

# LEDD BATTEND LIGHTS---FASHIOND FLATD EDLINEARD LAMP



## FEATURES

- AC 110V/220V Input Directly
- No Lamp Fixture Demand, Clamp Installation
- No Need Change Any Circuit, Save Labor Costs.
- Combine With Panel Light's High-Grade Appearance and Tube's Cost-Effective Price!
- LM-80 SMD Only
- Surface Mount, Dry Place Only.

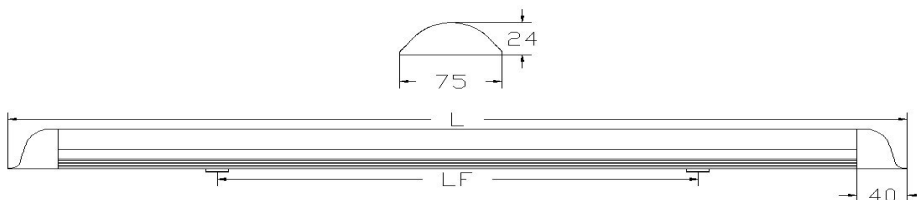
## APPLICATIONS

Ceiling Mount-Office, School, Workshop, Cabinet And So On!



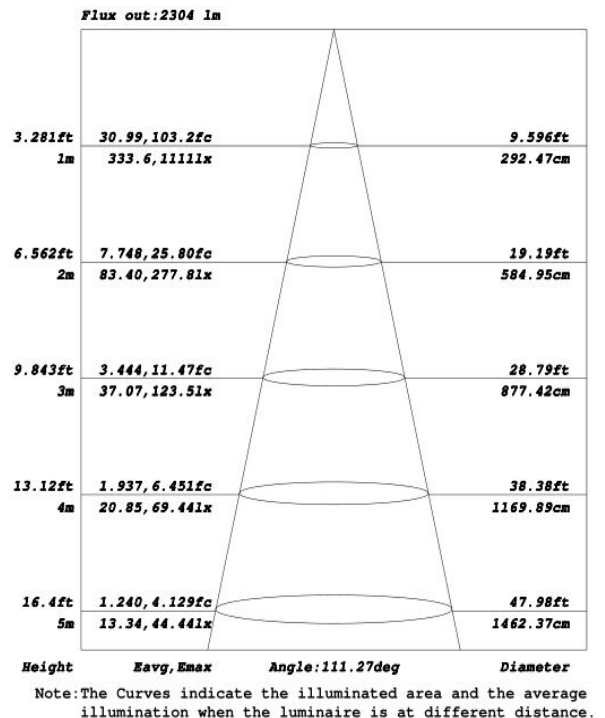
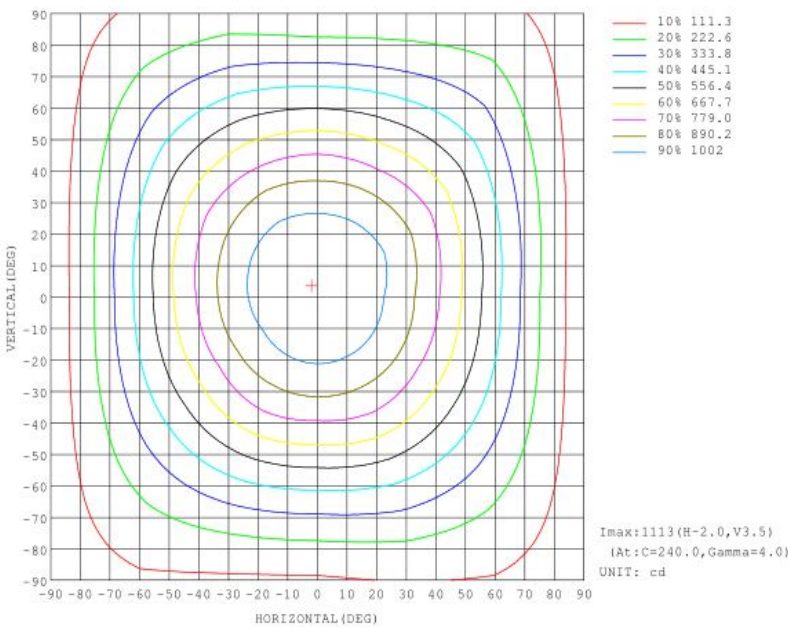
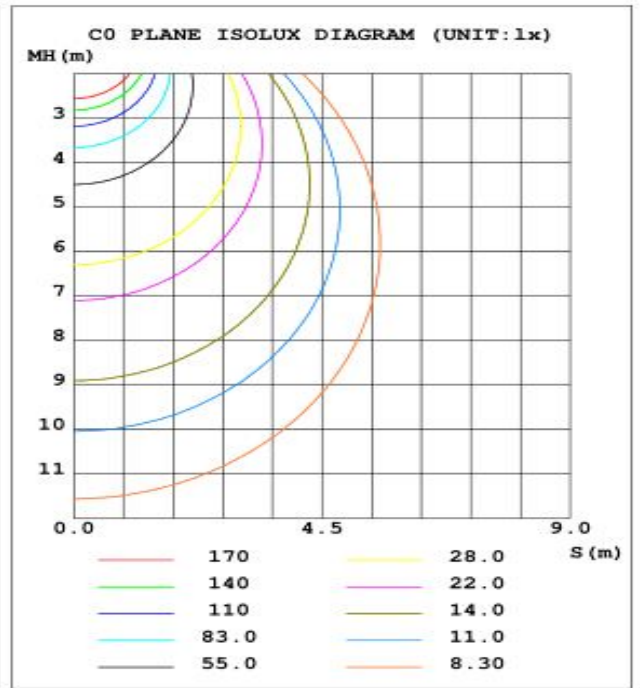
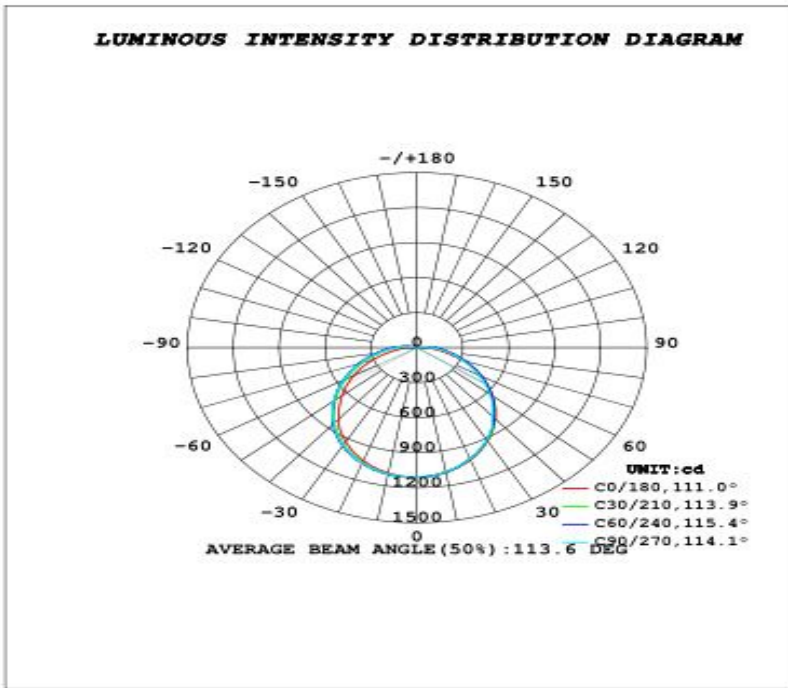
## PARAMETERS

IMENSION	WATT	LUMEN
1FT(300mm)	11W	120LM/Watt; 800LM
4FT(1200mm)	40W	120LM/Watt; 4800LM
LED	INPUT VOLTAGE	POWER FACTOR
LM-80 2835SMD	AC100-277V	>0.95
COLOR TEMPERATURE	CRI	MATERIAL
4000K/5000K	>85Ra	Aluminum body+ PC cover



Unit(mm):E  
 4FT=L=1210MME  
 1FT=L=310MM

# PHOTOMETRIC TEST REPORT



## ACCESSORIES

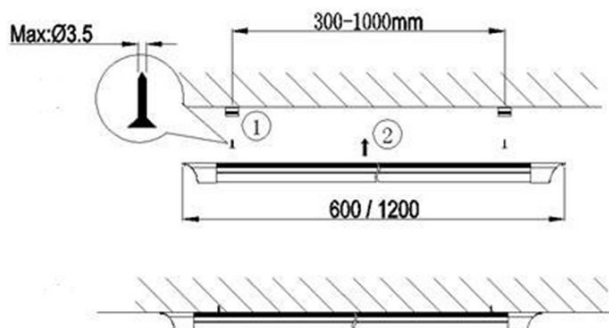


- A: Stainless Steel Clip
- B: Screw
- C: Screw Reinforcement Device

# INSTALLATION

**Note: Turn Off The Power Before Installation Please!**

## 1) Surface Installation




Step 1: Corresponding Installation Position, Set a Suitable Clip Position.

Step 2: Use Screw To Fix The Clip.

Step 3: Press The Lamp To The Clip.

## 2) Hanging



Step 1: Fix The Screw On The Ceiling Wall For Pendant Rope

Step 2: Clamp Clip This Lamp

Step 3: Fix Clips And Pendant Rope Together