

ITEM#2482



LED KING LIGHTING DISTRIBUTION
E-mail: sales@ledkingtx.com
www.ledkingtx.com

P/N: AST-HB18-300WL1XYA1-abcde

Note:

HB18 = Product series, LED High Bay Light;

300W= Rating Power;

L1= Driver manufacturer, LiFUD or Fahold series;

"X" can be any alphabet for manufacturer of LED;

"Y" can be "T1-T9" "CP" for Diffuser type;

A1= Version number;

"a" can be any two letters to represent lamp colors; BH=Black, WH=White, or Customized;

"b" can be "S" or blank for Surge-protective Device provided or not;

"c" can be "M" or blank for Motion microwave Sensor, provided or Motion PIR sensor or not

"d" can be any digits for CCT, 30-65K(3000-6500K)

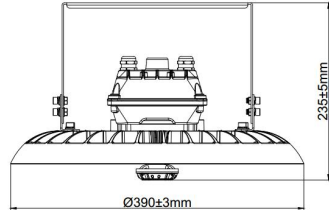
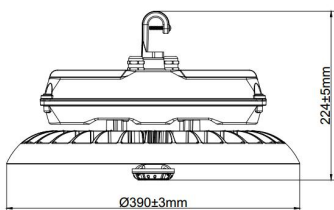
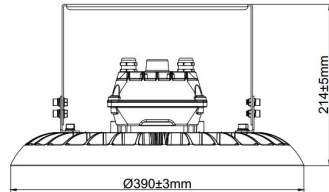
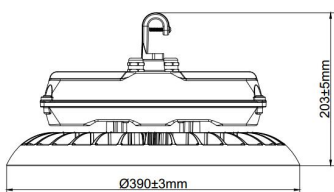
"e" can be "RP", "RA" or blank for Thermoplastic shade, aluminum shade provided or not.



DIMENSIONS

Pendent

Surface-mounted



ADVANTAGE

- UL cUL certificate.
- Lumileds or Samsung Chip, high CRI.
- Input voltage 120-277VAC.
- Output constant current lever can be adjusted through output cable with 0-10V.
- No UV or IR in the beam.
- Easy to install and operate.
- Energy saving, long lifespan.
- Light is soft and uniform, safe to eyes.
- Instant start, NO flickering, NO humming.
- Green and eco-friendly without mercury.

APPLICATION

- Warehouse, factory and workshops;
- Highway toll station and gas station;
- Exhibition hall;
- Gymnasium and supermarkets, etc.

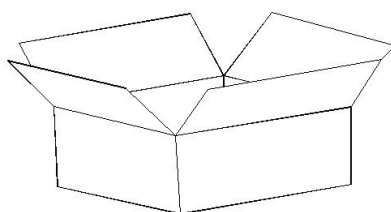
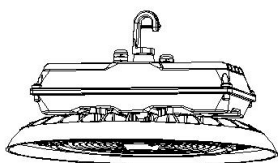
SPECIFICATIONS

OPTICAL	Input Power (Tolerance : ±10%)	300W
	Color Temperature	3000K-6500K
	Lumen (Tolerance : -10%)	39600LM-43500LM
	Efficacy (Tolerance : -3%)	132LM/W-145LM/W
	CRI	>80
	Color Consistency	< 6 Steps (or < 6 SDCM)
	UGR	< 28 (X=4H, Y=8H; S/H=1; Reflectances: 70%/50%/20%)
	Diffuser Type	PC Lens
	Beam Angle (50%) (Tolerance : ±15%)	90 Degree
ELECTRICAL	Input Voltage and Frequency	120-277VAC, 50/60Hz
	PF (Tolerance : -3%)	≥0.9
	THD (Tolerance : +5%)	≤20%
	Flicker Percent	< 10%
	Driver Brand	China Brand Driver (0-10V dimming)
	Driver Model	LF-FAA320 or FD-300C-260B
	Driver Surge protection	L/N-PE: 6kV, L-N: 6kV
	Dimming	0-10V dimming standard
	Optional Accessory	Motion Sensor, PIR sensor, Surge-protective Device
MATERIALS	LED Brand	Lumileds
	LED Type	SMD2835
	LED QTY	560PCS
	Housing	Die-cast aluminum
	Housing Color	Black, White, or Customized
	Waterproof Rating	WET (IP65)
OTHERS	Operating Temperature	Without Motion Sensor: -40°C TO 50°C
		With Motion Sensor: -30°C TO 50°C
	Storage Temperature	-40°C TO 80°C
	Operating Humidity	20% - 90% RH
	Storage Humidity	10% - 95% RH
Warranty	5 years	

PACKAGE

Lamp Type	Carton Size	Qty / Carton	Net Weight / Carton	Gross Weight / Carton
Pendent	450*450*200mm	1 PC	3.8KG	4.9KG
Surface-mounted	450*450*200mm	1 PC	4.5KG	5.6KG

Tolerance of Carton Size: ±15 MM, Tolerance of Weight: ±10%.

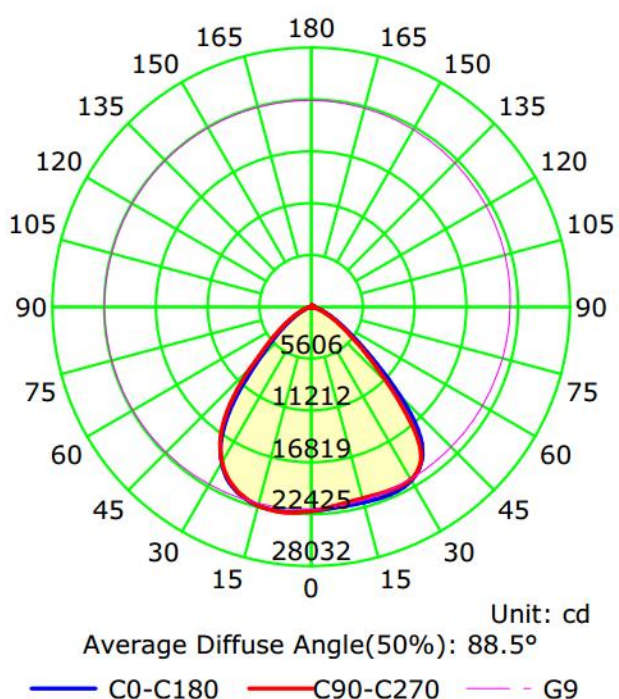


LIGHT DISTRIBUTION TESTING PARAMETERS


Photometric Results

CIE Class: Direct	Total Rated Lamp Lumens: 44936.8 lm
Measurement Flux: 44936.8 lm	Efficiency: 100%
Downward Ratio: 99%	Upward Ratio: 1%
Horizontal Diffuse Angle(10%,50%): H124.4,H88.8	
Vertical Diffuse Angle(10%,50%): V125.2,V88.5	
Luminaire Efficacy Rating (LER): 145.06	Central Intensity: 22074.53 cd
Max. Intensity: 22425.93 cd	Pos of Max. Intensity: H270 V9
S/MH(C0/C180): 1.34	S/MH(C90/C270): 1.35

Luminous Intensity Distribution Curve



The Average Illuminance Effective Figure



NOTICE FOR USER

- Please turn off power before install or change assembly parts.
- The input voltage and lamps should be matched, after connecting the power line, Please make sure the wiring section is insulated.
- No-professionals, must not install and disassemble the lamps.

TROUBLE SHOOTINGS

Troubles	Check points
Flickering of the light	Turn off the power and turn on again in 3 minutes. If same phenomena occur, then call agencies.
Out of working	Please check the connection.