

ITEM#2506

LED KING LIGHTING DISTRIBUTION

 E-mail: sales@ledkingtx.com
www.ledkingtx.com


P/N: AST-LA02-40W4FTXYA1-abcde

Note:

LA02 = Product series, LED Strip Light;

40W= Rating Power;

4FT= Size;

X= manufacturer of LED, B=Lumileds(2835);

Y= Diffuser type, T= Frosted, R= Matte, C=Clear;

A1= Version number;

 a=can be any two letters to represent lamp colors,
 WH=White, or Customized;

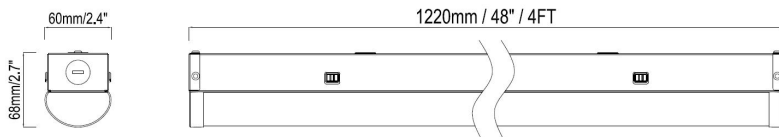
 b=can be "AMS"/ "DMS" or "APS"/ "DPS" or blank
 for AC/DC Motion Microwave sensor or
 AC/DC Motion PIR sensor provided or not;

c=can be "E" or blank for emergency driver provided or not;

d=can be any digits for CCT, 30/35/40/50K.

e=can be "G" or blank for wire guard provided or not;

DIMENSIONS



ADVANTAGE

- UL cUL certificate.
- Lumileds Chip, high CRI.
- Input voltage 120-277AC.
- Color Tunable.
- Wattage adjustable.
- Output constant current lever can be adjusted through output cable with 0-10V.
- No UV or IR in the beam.
- Easy to install and operate.
- Energy saving, long lifespan.
- Light is soft and uniform, safe to eyes.
- Instant start, NO humming.
- Green and eco-friendly without mercury.

APPLICATION

- Offices, Hallways and Conference Rooms;
- Exhibition hall and supermarkets, etc.


SPECIFICATIONS

OPTICAL	Input Power (Tolerance : $\pm 10\%$)	40W (Wattage adjustable:40/30/20)
	Color Temperature(Color Tunable)	3000K/3500K/4000K/5000K
	Lumen (Tolerance : $\pm 10\%$)	4880~5280LM @40W
	Efficacy (Tolerance : $\pm 3\%$)	122~132LM/W@40W
	CRI	>80
	Color Consistency	< 7 Steps (or < 7 SDCM)
	Diffuser Type	Frosted Lens
	Beam Angle (50%) (Tolerance : $\pm 15\%$)	130 Degree
ELECTRICAL	Input Voltage and Frequency	120-277VAC, 50/60Hz
	PF (Tolerance : -3%)	≥ 0.9
	THD (Tolerance : +5%)	$\leq 20\%$
	Flicker Percent	< 5%
	Driver Brand	China Brand Driver (0-10V dimming)
	Driver Model	LH-040LA-S90SVPC
	Driver Surge protection	L/N-PE: 2kV, L-N: 2kV
	Dimming	0-10V dimming standard
	Sensor Type	Daylight Sensor,Occupancy Sensor,Multifunction Sensor
	Optional Accessory	AC/DC Motion Microwave sensor, AC/DC Motion PIR sensor, Wire guard, Emergency Power Supply(5-8W/90min)
MATERIALS	LED Brand	Lumileds
	LED Type	SMD2835
	LED QTY	180 pcs of 3000K +180 pcs of 5000K
	Housing	IRON
	Housing Color	White, or Customized
	Waterproof Rating	DAMP (IP4X)
OTHERS	Operating Temperature	With out Sensor and Emergency Power Supply: -30℃ TO 50℃
		With Sensor: -20℃ TO 45℃
		With Emergency Power Supply: 0℃ TO 40℃
	Storage Temperature	-20℃ TO 80℃
	Operating Humidity	20% - 90% RH
	Storage Humidity	10% - 95% RH
	Warranty	5 years

PACKAGE

	Carton Size	Qty / Carton	Net Weight / Carton	Gross Weight / Carton
Outer box	1260*410*85 MM	5 PCS	1.5 KG/PC	10.2 KG
Outer box (DC Sensor)	1260*410*85 MM	5 PCS	1.55 KG/PC	10.7 KG
Outer box (Emergency Power Supply)	1260*410*85 MM	5 PCS	1.9 KG/PC	12.5 KG

Tolerance of Carton Size: ± 15 MM, Tolerance of Weight: $\pm 10\%$.



LIGHT DISTRIBUTION TESTING PARAMETERS <5000K>

Luminaire Property

Luminaire Manufacturer:

Voltage: 120.5 V

Power: 40.72 W

Current: 0.340 A

Power Factor: 0.993

Photometric Results

CIE Class: Semi-Direct

Measurement Flux: 5386.3 lm

Downward Ratio: 88%

Horizontal Diffuse Angle(10%,50%): H247.2,H133.8

Vertical Diffuse Angle(10%,50%): V158.2,V104.1

Luminaire Efficacy Rating (LER): 132.33

Max. Intensity: 1456.57 cd

S/MH(C0/C180): 1.30

Total Rated Lamp Lumens: 5386.3 lm

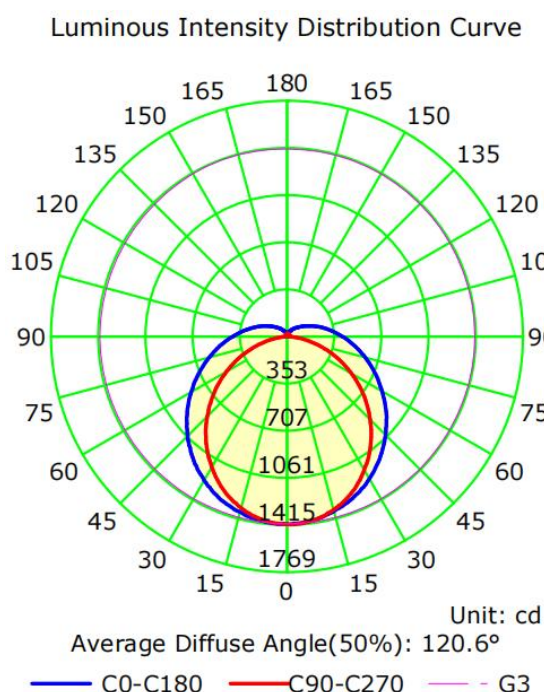
Efficiency: 100%

Upward Ratio: 12%

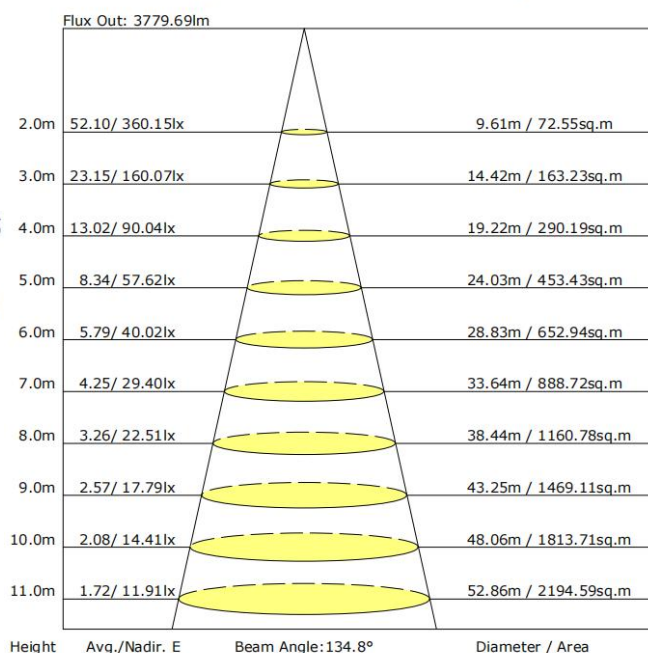
Central Intensity: 1453.68 cd

Pos of Max. Intensity: H0 V5

S/MH(C90/C270): 1.20



The Average Illuminance Effective Figure



NOTICE FOR USER

- Please turn off power before install or change assembly parts.
- The input voltage and lamps should be matched, after connecting the power line, Please make sure the wiring section is insulated.
- No-professionals, must not install and disassemble the lamps.

TROUBLE SHOOTINGS

Troubles	Check points
Flickering of the light	Turn off the power and turn on again in 3 minutes. If same phenomena occur, then call agencies.
Out of working	Please check the connection.