

5CCT & 3Wattage Tunable LED WALL SCONCES



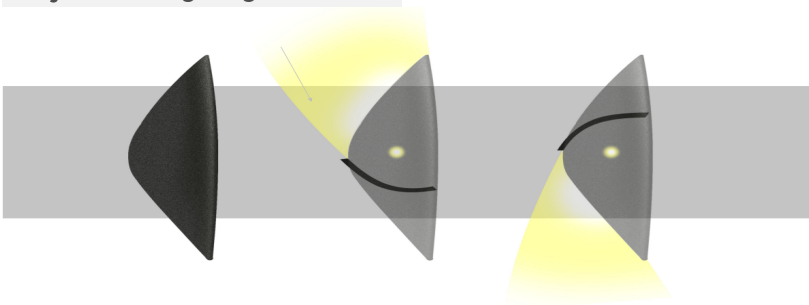
TECHNICAL SPECIFICATION

VOLTAGE	110-277V AC
POWER FREQUENCY	50/60Hz
POWER FACTOR	> 0.9 at full load
5 CCT	2700K 3000K 3500K 4000K 5000K
CRI	80
BEAM ANGLE	60°
LIFESPAN	≥50,000hours
DIMMING	0-10v Dimming
RATING	Wet location
WORKING TEMP	-20°-40°C
FINISH	White/Black/Bronze/Gray
WARRANTY	5 years limited

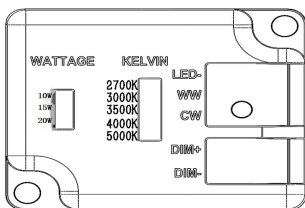
PERFORMANCE TABLE

Wattage (W)	Input Voltage	LED Chips	Delivered Lumens (lm)	Efficacy (lm/W)	Optional
20W/15W/10W	110-277	2835	600/450/300	30	Photocell optional EM Battery optional

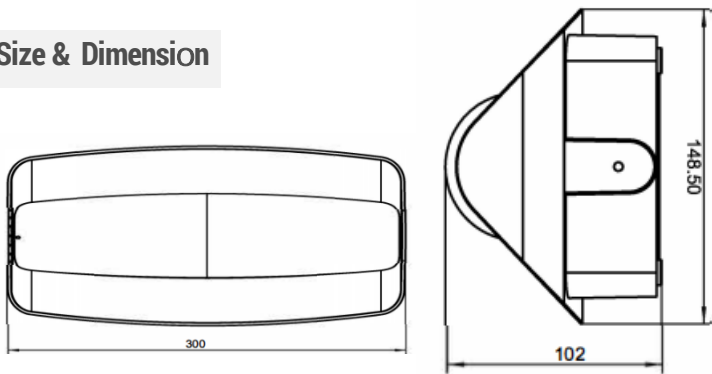
Adjustable Lighting Direction



CHANGE WATTAGE AND COLOR TEMPERATURE WITH
THE SIMPLE FLIP OF A SWITCH



Size & Dimension



LISTING

ETL Listed.

