




LED SKY PANEL LIGHT



PRODUCT OVERVIEW

Replace the white PS cover of the back-lit panel with blue -sky -and- white- cloud designs to make you feel under the open sky, reducing fatigue from prolonged work, calming the mind, and improving efficiency.

KEY FEATURES

- PMMA lenses over LEDS/PS diffuser
- High lumen efficient 125lm/w.
- Embedded and Suspending mounting.
- ETL,DLC5.1 listed.
- 5 years warranty.
- Full series:2*2FT,2*4FT
- High quality powder coating board, rust against.
- 0-10V dimmable in standard configuration.
- Motion sensor, emergency function for option.

APPLICATION

- Office/shool
- Subway&train station
- Supermarket,etc

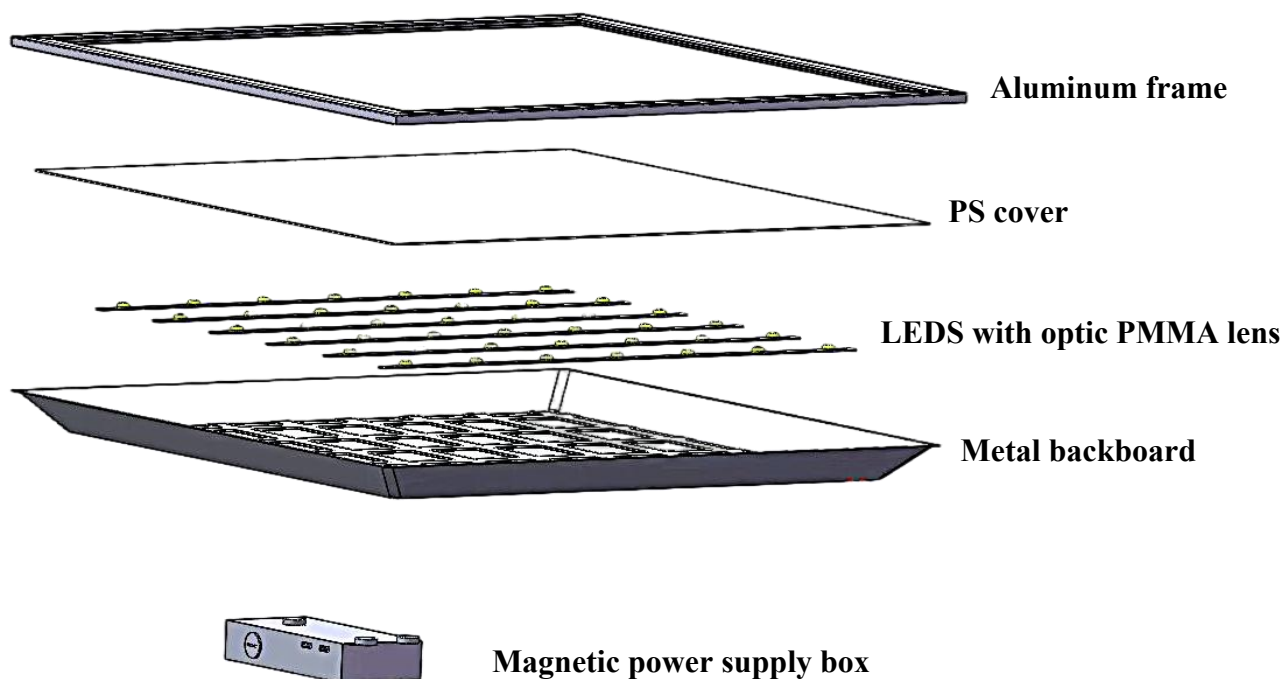
PERFORMANCE SUMMARY

Construction & Materials		
Diffuser	Acrylic lens and PS cover	
Housing	Powder coating rust against Sheet Metal Board & 6063 Aluminum Frame	
Finish	Pure White	
Environmental System		
Work Environment	Suitable for dry and damp location	
Operating Temperature	-20℃ to 45℃	
Parameter		
CRI	>80	
Efficacy	125lm/w-140lm/w(125lm/w on average)	
CCT	6500K	
Input Voltage	100-277Vac or 100-347Vac; 50/60HZ	
Wattage	2*2FT	40W
	2*4FT	72W
Dimming	0-10V dimming	
Certification	cETLus,DLC 5.1	

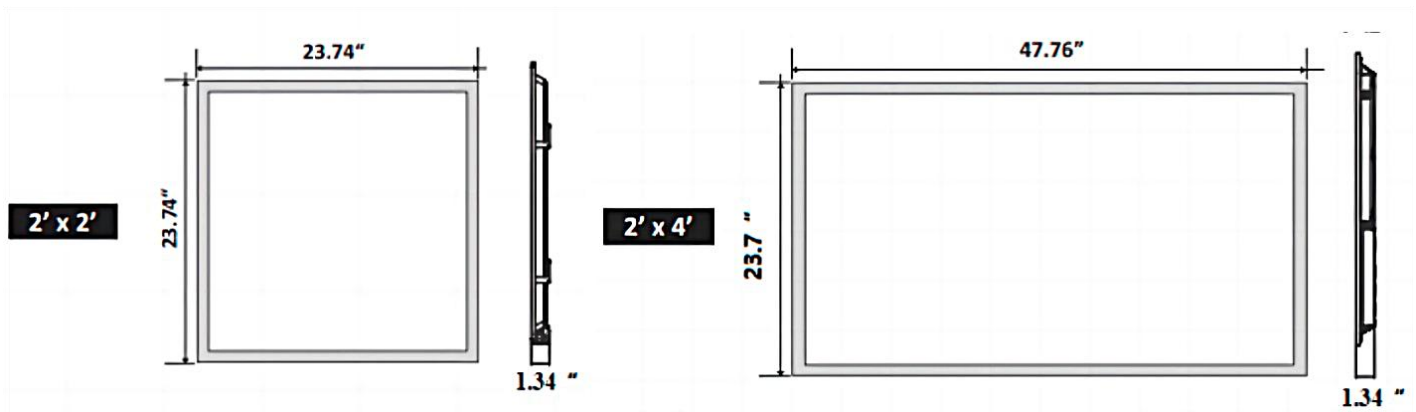
ORDERING GUIDE

P/N	Order Item No.:	Description
MC-BP22F-40ESN	2332	2*2FT blue sky panel light
MC-BP24F-72ESN	2331	2*4FT,blue sky panel light

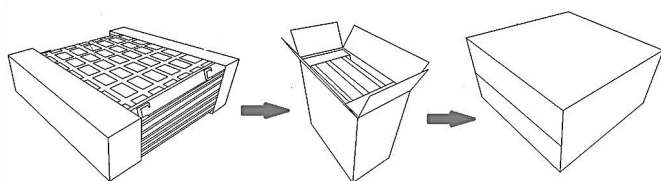
CUT SHEET



DIMENSIONS



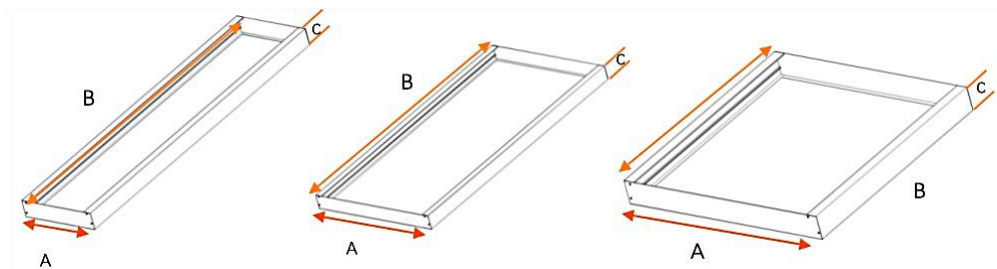
PACKAGE



Model	Packing Detail				
	L(cm)	W(cm)	H(cm)	PC/CTN	GW(Kg)
2'×2'	66	27	68	6PC	15.2
2'×4'	129	20	68	4PC	18.9

INSTALLED OPTIONS

IMAGE	MODEL NUMBER	DESCRIPTION	ITEM
	MC-SMK24	2'*4' surface mounting kit	2002
	MC-SMK22	2'*2' surface mounting kit	2003



Model/ITEM	A	B	C
MC-SMK24/2002	608mm/23.93"	1218mm/47.95"	30mm/1.18"
MC-SMK22/2003	608mm/23.93"	608mm/23.93"	30mm/1.18"