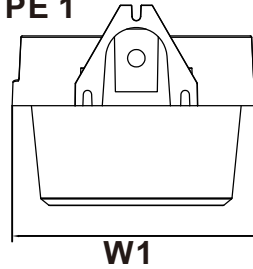


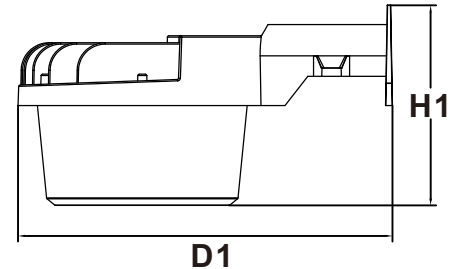


BL200D Series LED Barn Light

TYPE 1

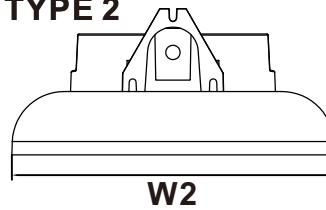


W1

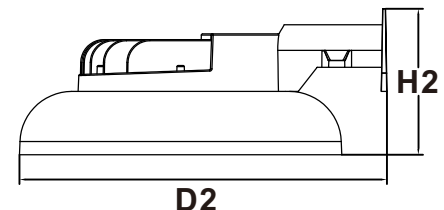


D1

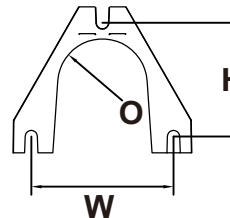
TYPE 2



W2



D2



W

Backplate

W: 2-3/4" (7cm)
H: 2-1/4" (5.6cm)
O: 1-3/4" (4.5cm)

Specifications

TYPE 1

W1: 7" (17.8cm)
D1: 10-1/2" (26.8cm)
H1: 5-5/8" (14.3cm)
Weight: 2.6 lbs (1.18 kgs) (max)

TYPE 2

W2: 11" (28.0cm)
D2: 12-1/2" (31.9cm)
H2: 5" (12.7cm)
Weight: 2.7 lbs (1.22 kgs) (max)

Introduction

The BL200D Series use AC DOB LED light technology, distills the benefits of the latest in LED technology into a high performance, high efficacy, long-life luminaire. The outstanding photometric performance results in sites with excellent uniformity, greater pole spacing and lower power density. It is ideal for replacing up to 250W mercury vapor luminaire while saving 70% in energy costs. The BL200 Series eliminates frequent lamp and ballast replacements associated with traditional technologies. Can be wall or post mounted with integral bracket or onto 1-5/8" mast arm.

ORDERING INFORMATION

EXAMPLE: BL201D-35W-40K-T1-BR-NPC

Model	Power	Color	Distribution	FINISH	Options
BL201D	35W	30K 3000K	T1 TYPE 1 lampshade	BR Brown	NPC No photocontrol PCR ANSI TWIST-LOCK Photocontrol Receptacle PCS Electronic type Coin-type Photoelectric Switch
		40K 4000K	T2 TYPE 2 lampshade	WH White	
BL202D	70W	50K 5000K		BL Black	
		57K 5700K		GR Gray	

ELECTRICAL SYSTEM

- Input Voltage: 120/240V/277V 50/60Hz
- Power Factor : > 0.99 at full load
- Total Harmonic Distortion: < 15% at full load
- Luminaire is qualified to operate at ambient temperatures of -40°C to +50°C.

Notes

- Photocontrol (PE) requires 100-277 voltage or short cap optional.
- Features an ultra-durable powder topcoat, providing excellent resistance to corrosion, ultraviolet degradation and abrasion. Gray, silver, black, bronze, platinum bronze, white and so on are available.

INSTALLATION

Easily mounts to a wooden post or pole using 2" lag screws, included. Compatible with 1-5/8" mounting arm, sold separately.

REGULATORY & VOLUNTARY QUALIFICATIONS

- ETL Listed.
- Suitable for wet locations.
- Certified to ANSI C136.31-2001, 3G vibration standards.
- 2.5kV surge suppression protection tested in accordance with IEEE/ANSI C62.41.2.
- Meets FCC Part 15 standards for conducted and radiated emissions.
- Luminaire and finish endurance tested to withstand 3,000 hours of elevated ambient salt fog conditions as defined in ASTM Standard B 117.
- RoHS compliant. Consult factory for additional details.
- DesignLights Consortium ®(DLC) qualified product. Not all versions of this product may be DLC qualified. Please check the DLC Qualified Products List at www.designlights.org to confirm which versions are qualified.

WARRANTY

- 5 years limited warranty is standard on luminaire and components.

BL200 Series Performance Data

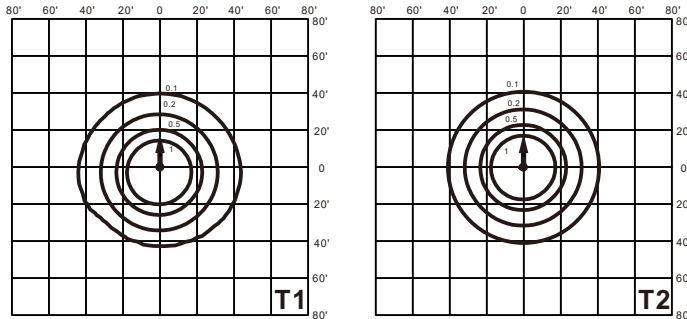
Lumen Output

Lumen values are from photometric tests performed in accordance with IESNA LM-79-08. Data is considered to be representative of the configurations shown, within the tolerances allowed by Lighting Facts. Actual performance may differ as a result of enduser environment and application. Actual wattage may differ by +/- 10% when operating between 120-277V +/- 10%. Contact factory for performance data on any configurations not shown here.

MODEL	LEDS	LED CURRENT	RATED WATTS	DIST TYPE	30K(3000K,70CRI)					40K(4000K,70CRI)					50K(5000K,70CRI)					57K(5700K,70CRI)				
					LUMENS	B	U	G	LPW	LUMENS	B	U	G	LPW	LUMENS	B	U	G	LPW	LUMENS	B	U	G	LPW
BL201D	96	50mA	35W	T1	4108	2	0	1	117	4279	2	0	1	122	4322	2	0	1	123	4322	2	0	1	123
				T2	4026	2	0	1	115	4193	2	0	1	120	4235	2	0	1	121	4235	2	0	1	121
BL202D	192	50mA	70W	T1	8216	3	0	1	117	8558	3	0	1	122	8644	3	0	1	123	8644	3	0	1	123
				T2	8052	3	0	1	115	8387	3	0	1	120	8471	3	0	1	121	8471	3	0	1	121

Photometric Diagrams

To see complete photometric reports or download .ies files for this product
Isfootcandle plots for the BL201D. Distances are in units of mounting height (15')



Electrical Data

MODEL	LEDS	LED CURRENT	SYSTEM WATTS	Current		
				120	240	277
BL201D	96	50mA	35W	0.30	0.15	0.13
BL202D	192	50mA	70W	0.59	0.30	0.26

Luminaire Lumen Maintenance Factors (LMF)

Data references the extrapolated performance projections for the platforms noted in a25°C ambient, based on 10,000 hours of LED testing (tested per IESNA LM-80-08 and projected per IESNA TM-21-11).

To calculate LLF, use the lumen maintenance factor that corresponds to the desired number of operating hours below. For other lumen maintenance values, contact factory.

Operating Hours	0	25000	50000	75000	100000
Lumen Maintenance Factor	BL201 96 LED 0.05A				
	100%	96%	94%	92%	90%
Lumen Maintenance Factor	BL202 192 LED 0.05A				
	100%	96%	92%	90%	86%

Lumen Ambient Temperature (LAT) Multipliers

Ambient		Lumen Multiplier
0°C	32°F	1.02
10°C	50°F	1.01
20°C	68°F	1.00
25°C	77°F	1.00
30°C	86°F	1.00
40°C	104°F	0.99